

## Relationship between Prison Inmates level of Education and Crime Committed in Bauchi State

**Aminu Yusuf**

Research Methods and Statistics.

Department of Education Foundations, Faculty of Technology Education  
AbubakarTafawa Balewa University, Bauchi-Nigeria

**Garba Haruna Ningi**

Nigerian Prison Service , Ningi.

Department of Education Foundations, Faculty of Technology Education  
Abubakar Tafawa Balewa University, Bauchi-Nigeria

**Muhammad Adam**

Guidance and Counseling

Department of Education Foundations, Faculty of Technology Education  
Abubakar Tafawa Balewa University, Bauchi-Nigeria

**Safyanu Shu'aibu Sara**

Guidance and Counseling

### ABSTRACT

The study determined in percentages the relationship between prison inmate's level of education and crime committed in terms of burglary, drug-related offences, rape, robbery and weapon-related offence cases in Bauchi State, Nigeria. A survey designed was used for the study. The population of the study consists of 761 (male =753 and female= 8) prison inmates from the four (Azare, Bauchi, Ningi, and Jama'are) prison zones in the State. Proportionate stratified random sampling technique was used to select 247 prison inmates. Property/Violent Crime (PVC) structured interview was used as the instrument for data collection. To ensure the reliability of the information coded from the interviewed, the information collected was subjected to further verification from the prison record officer in each of the 4 zone. Hypotheses were tested at  $\alpha = 0.05$  level significance. 98% of the prison inmate that commit burglary case had no post-secondary school certificate; 90% of the prison inmates that commits robbery case were either illiterate or had qualification below undergraduate certificate and there is a significant ( $Chi-square = 32.231, p < 0.05$ ) relationship between prison inmate level of education on robbery and weapons-related offences cases, were among the findings from the study. Recommendation made includes the provision of free and compulsory post-secondary school education by the State government and similar study to be carried out in other states of Nigeria to verify some of the findings from the study.

**Keywords:** Prison inmate, Level of education, Bauchi State

### INTRODUCTION

Prison inmate refers to the person prisoner by law who is currently serving the jail sentence for committing a crime punishable under the Nigerian law. The level of education was used in the study refers to the stage or status at which an individual prisoner is either illiterate, literate or drop out from the school.

Bauchi State is located in the Northeast geopolitical zone of Nigeria. The Northeast geo-political zone comprises six (Adamawa, Bauchi, Borno, Gombe, Taraba and Yobe) States. It is the zone with the highest rate of illiteracy, and school dropout rate in Nigeria.

The aims of education are tied to the nature and ideas of a particular society ( Nodding, 2005). Nigerian's philosophy of education is based among others on the development of the individual into a sound and effective citizen ( National Policy on Education [FRN], 2004). The national goals which derive from the philosophy include among others the inculcation of the right type of values and attitudes for the survival of the individual and the Nigerian society; the acquisition of appropriate skills and the development of mental, physical and social abilities and competencies as equipment for the individual to live and contribute to the development of the society.

However, in spite of effort by the three tiers of government( Local, State and Federal) government effort in educating their citizens the rate of crimes among the youth or school-aged children is at increasing on annual bases( Prison Inmates Record[NPN] , 2017). Halmasson and Lochner, (2012) observed that policies designed to increase educational attainment and improve school quality can significantly reduce crime rates. In his study Lochner (2008) maintained that education should reduce crime. He urged that an individual with high learning ability will benefit more from school, so we may expect a greater reduction in adult crime among smarter youth in response to school-based policies. In contradictory view, Witte and Witt (2001) observed that the roots of crime are diverse. They reported that many social scientists agree that crime is closely related to work, education and poverty.

An increase in educational attainment significantly reduces subsequent violent and property crime yielding sizeable social benefits such that the beneficiaries prefer not to engage in crime (Lochner, 2008). Blue and Collar ( as cited in Lochner) observed that criminals often have limited education. If these ascertain documented in literature( Lochner, 2008 ' Blue & Collar as cited in Lochner) are to be verify based on empirical study among the prison inmates level of education in relation to the crime committed, to what extent the outcomes of the study justify the previous documented literature findings by Lochner, (2008) ; Blue & Collar as cited in Lochner.

In view of this, the study determined the relationship between prison inmate's level of education and crime committed in Bauchi State, Nigeria.

Specifically, the study determined in percentages the relationship between prison inmate's level of education and crime committed in terms of

- i. Burglary case.
- ii. Drug-related offences case.
- iii. Rape case.
- iv. Robbery case.
- v. Weapon related offence case.
- vi. Robbery and the weapon-related offence cases.
- vii. Rape and drug-related offences cases.
- viii. on murder and drug-related offence cases.
- ix. on burglary and drug-related offence cases.

The study was guided by the following research questions

What is the relationship between prison inmate's level of education

- i. and burglary case?
- ii. and drug-related offence case?
- iii. and rape case?
- iv. and robbery case?
- v. and weapon-related offence case?
- vi. on robbery and weapon-related offence cases?
- vii. on rape and drug-related offence cases?
- viii. on murder and drug-related offence cases?
- ix. on burglary and drug-related offence cases?

### Hypotheses

The following hypotheses were tested at  $\alpha = 0.05$  level significance.

**H<sub>01</sub>:** There is no significant relationship between prison inmate's level of education on burglary and drug-related offence cases.

**H<sub>02</sub>:** There is no significant relationship between prison inmate's level of education on robbery and weapon-related offence cases.

**H<sub>03</sub>:** There is no significant relationship between prison inmate's level of education on rape and drug-related offence cases.

**H<sub>04</sub>:** There is no significant relationship between prison inmate's level of education on murder and drug-related offence cases.

### METHODOLOGY

The study is qualitative in nature. A survey designed was used for the study. The population of the study consists of 761 (*male* =753 and *female*= 8) prison inmates from the four (Azare, Bauchi, Ningi, and Jama'are) prison zones in Bauchi State. The eight females prison inmates were convicted based on murder case and serving their jail terms in Bauchi prison. Prison Inmates related to the murder case in addition to other crimes were jailed at Bauchi prison centre for reason best known by the prison administrators. The 4 prisons zones were located at the various Local Government Areas (LGAS) headquarters.

Proportionate stratified random sampling technique was used to select 247 (*male*= 239 and *female* = 8) prison inmates based on the six (Burglary, Drug-related offence, murder, rape, robbery and weapons-related offences) crime cases under study. Of these six crimes, the first two (Burglary and drug-related offence were regarded as property crime cases while the remaining were violent crime cases.

**Table1. A sample of prison inmates and related crime committed as used in the study**

Prison centre	Bauchi	Ningi	Jama'are	Azare	Total
Crime type Burglary	23	20	20	20	83
Drug offence	11	10	3	15	39
Rape	20	11	8	8	47
Robbery	20	-	-	-	20
Weapon offence	7	11	7	8	33
Total	106	52	38	51	247

Table 1 above shows the sample from each of the prison centre in Bauchi State.

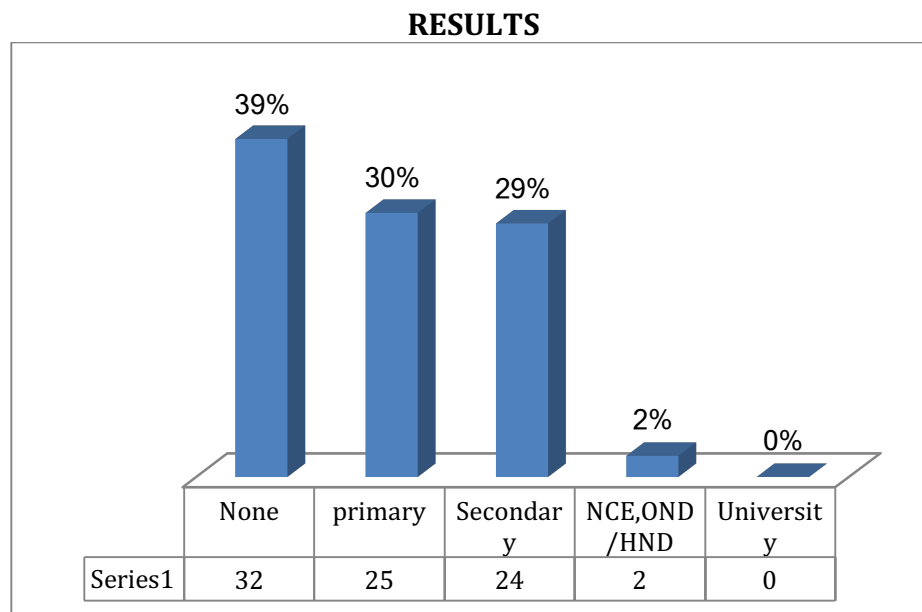
Property/Violent Crime (PVC) structured interview was used as the instrument for data collection. The PVC interview consists of two (A and B) sections. Section A is on the bio-data of the respondent while section B requires educational level that is, Illiterate, Primary School Certificate(PSC), Secondary School Certificate(SSC), Undergraduate Certificate[National

Certificate in Education, National Diploma or Higher National Diploma] (UGC) or Graduate Certificate[ University degree ] (GC).

The PVC was validated by Nigerian Prison Officer from Bauchi prison centre. However, based on the expert advice on validation, the biodata was dropped retaining only section B of the PVC. To ensure the reliability of the information coded from the interviewed, the information collected was subjected to further verification from the prison record officer in each of the 4 centres.

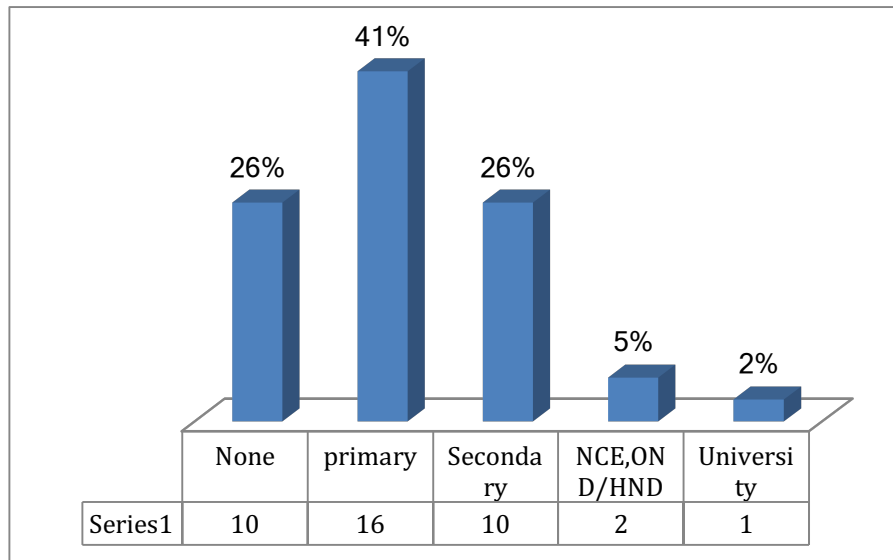
A total of 27(*male=22 and female=5*) Long Vocation Training (LVT) students contact III, 2016/2017 offering the course Educational Research Methods and Statistics (EDU: 383) from the Department of Education Foundations, Faculty of Technology Education, Abubakar Tafawa Balewa University, Bauchi were used as research assistants. A total of 27 (6 interviewers and a supervisor for each prison centre) were used for the data collection. The research assistants were the Long Vocation Training (LVT) students 2016/2017 academic session(group v) from the Department of Education Foundations, Faculty of Technology Education, Abubakar Tafawa Balewa University, Bauchi, offering the course Educational Research Methods and Statistics (EDU: 383). Of this, one research assistant is a prison officer who assisted in getting permission from the State Prison Controller (SPC) on conducting and collecting the data from the 4 prison centres in the State. The data they assisted in collecting form their 1st Continuous Assessment Group Assignment on the practical work in EDUC 383. The interview lasted at most three days in each of the centres.

. The data were analyzed using frequency counts, percentages and charts.



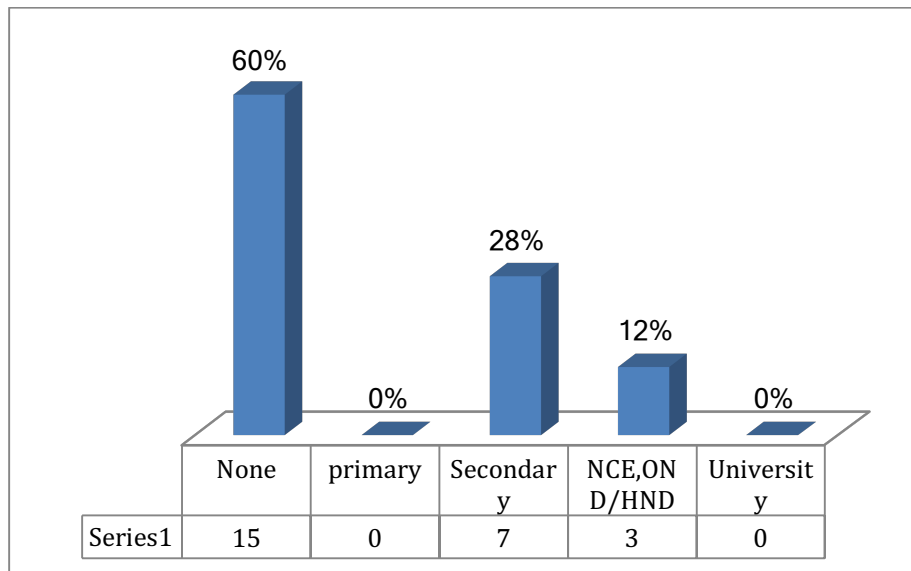
**Figure 1. Prison inmates' level of education in percentages on burglary case**

Figure 1 above shows in percentages the prison inmates level of education on burglary case.



**Figure 2. Prison inmates' level of education in percentages on drug-related offences case.**

Figure 2 above, shows the prison inmates level of education in percentages on drug-related offence case.



**Figure 3. prison inmates' level of education in percentages on murder case**

Figure 3 above, shows the prison inmates' level of education in percentages on murder case.

**Table2. Prison inmates' level of education in percentages on rape case**

Certificate	None	Primary	Secondary	NCE, OND/HND	University	Total
Frequency	21	15	9	2	-	47
Percentage	45	32	19	4	-	100

Table 2 above shows the frequency and percentages of prison inmates level of education on the rape case.

**Table3. Prison inmates' level of education in percentages on robbery case**

Certificate	None	Primary	Secondary	NCE, OND/HND	University	Total
Frequency	8	2	8	1	1	20
Percentage	40	10	40	5	5	100

Table 3 above shows the frequency and percentages of the prison inmates' level of education on robbery case

**Table4. Prison inmates' level of education in percentages on weapons-related offences case**

Certificate	None	Primary	Secondary	NCE,OND/HND	University	Total
Frequency	17	11	5	-	-	33
Percentage	52	33	15	-	-	100

Table 4 above shows the frequency and percentages of the prison inmates' level of education on weapons-related offences case

**Table5. Computed Chi-Square on the relationship between prison inmates level of education on robbery and weapons-related offences cases**

	Value	d	Asymp.sig (2sided)
Pearson Chi-Square	35.231 <sup>a</sup>	4	.000
Likelihood Ratio	40.193	4	.000
Linear by Linear Association	18.103	1	.000
N of valid Case	200		

4 cells (40.0%) have expected count less than 5. The minimum expected count is 2.50

Table 5 above shows the *Chi-Square test* = 35.231, *df*= 4 *p* = 0.000 at  $\alpha = 0.05$  level of significance on the relationship between prison inmate's level of education on robbery and weapons-related offences cases.

**Table6. Computed Chi-Square on the relationship between prison inmates level of education on rape and drugs -related offences cases.**

	Value	d	Asymp.sig (2sided)
Pearson Chi-Square	9.394 <sup>a</sup>	4	.052
Likelihood Ratio	10.237	4	.037
Linear by Linear Association	6.767	1	.009
N of valid Case	200		

4 cells (40.0%) have expected count less than 5. The minimum expected count is 1.00

Table 6 above shows the *Chi-Square test* = 9.394, *df*= 4 *p* = 0.052 at  $\alpha = 0.05$  level of significance on the relationship between prison inmate's level of education on rape and drugs -related offences cases.

**Table7. Computed Chi-Square on the relationship between prison inmates level of education on murder and drug-related offences cases**

	Value	d	Asymp.sig (2sided)
Pearson Chi-Square	59.398 <sup>a</sup>	4	.000
Likelihood Ratio	76.471	4	.000
Linear by Linear Association	2.540	1	.111
N of valid Case	200		

2 cells (20.0%) have expected count less than 5. The minimum expected count is 1.00

Table 7 above shows the *Chi-Square test* = 59.398, *df*= 4 *p* = 0.000 at  $\alpha = 0.05$  level of significance on the relationship between prison inmate's level of education on murder and drug-related offences cases.

**Table8. Computed Chi-Square on the relationship between prison inmates level of education on burglary and -drug-related offences cases**

	Value	d	Asymp.sig (2sided)
Pearson Chi-Square	7.754 <sup>a</sup>	4	.101
Likelihood Ratio	8.593	4	.072
Linear by Linear Association	2.910	1	.088
N of valid Case	200		

4 cells (40.0%) have expected count less than 5. The minimum expected count is 1.00

Table 8 above shows the *Chi-Square test* = 7.754, *df*= 4 *p* = 0.101 at  $\alpha = 0.05$  level of significance on the relationship between prison inmates level of education on burglary and -drug-related offences cases.

### FINDINGS

- 98% (*Illiterate* = 39%, *PSC* = 30%, *SSC* = 29%) of the prison inmate that commit burglary case had no post SSC.
- 93 % of the inmates that indulged in drug-related offences case had no post SSC.
- 98% (*illiterate* = 45 %, *PSC*= 32%, *SSC* = 19%) of the prison inmates commits rape case had no post SSC.
- 90% (*illiterate* = 0%, *PSC* = 10%, and *SSC* = 40%) of the prison inmates that commits robbery case were either illiterate or had qualification below UGC.
- 100 %(*illiterate* = 52%, *PSC* = 33%, and *SSC* =15%) of the prison inmates that commit weapon -related offences case had no post SSC.
- There is no significant (*Chi-square* = 7.754,  $p > 0.05$ ) relationship between prison inmates level of education on burglary and drug-related offences cases.
- There is a significant (*Chi-square* = 32.231,  $p < 0.05$ ) relationship between prison inmate level of education on robbery and weapons-related offences cases.
- Prison inmate's level of education has no significant (*Chi-square* = 9.394,  $p > 0.05$ ) relationship on rape and drug-related offences cases.
- There is a significant (*Chi-square* = 59.389,  $p < 0.05$ ) relationship between prison inmate's level of education on drug-related offences and murder cases.

### DISCUSSION

In discussing the result of the study, limitation on not reporting the bio-data (LGA, state, gender and tribe) of the inmate must be acknowledged.

To achieve objective I from the study, the research question i was answered and the result was shown in figure 1. From the result in figure 1, the highest percentages of the inmates that commit burglary case were illiterate while only 2% of these had UGC. Finding from this revealed that 98% (*Illiterate* = 39%, *PSC* = 30%, *SSC* = 29%) of the inmate that commit burglary case had no post SSC. The finding is in agreement with Research, Planning and Legal Services Branch[RPLSB], (2012) who reports that seven out of every ten inmates had some association with non - traditional high school.

The result from answering research question ii was tabulated in Figure 2 and was used in achieving objective ii from the study. From the result as shown in Figure 2, 93% (*illiterate* = 26%, *PSC* = 41 %, *SSC* = 26%) of the prison inmates that commit drug-related offences case had no post SSC while only 7% (*UGC* = 5 and *GC* = 2 %). Finding from this revealed that 93 % of the inmates that indulged in drug-related offences case had no post SSC.

To achieve objective ii from the study, result in Figure 3 obtained from answering research question iii was used. From the result in Figure 3, the highest (60%) percentages of the prison inmates that commit murder case were illiterate while only 12% had UGC. Finding from this revealed that 88 % ( *illiterate* = 60%, *PSC* = 0%, and *SSC* = 28%) of the prison inmates commit murder case. The higher percentage of illiteracy rate (60%) is closely in agreement with James, (2013) who reports that 52 % of male offenders (inmates) and 72% of female offenders have no qualifications.

Result in Table 2 was used in achieving objective iv from the study. From the result ( Table 2) the highest (45%) percentage of the prison inmates that commit rape were illiterate while GC holders had 0%. Finding from this revealed that 98% ( *illiterate* = 45 %, *PSC*= 32%, *SSC* = 19%) of the prison inmates commits rape case had no post SSC. Finding from this also revealed that the higher the school certificates the least the rape case being committed.

Result in Table 3 was used to achieve objective from the study. From the result in Table3, only 10% ( *UGC* =5%, *GC* = 5%) of the prison inmates commits robbery case. Finding from this revealed that 90% ( *illiterate* = 0%, *PSC* = 10%, and *SSC* = 40%) of the prison inmates that commits robbery case were either illiterate or had qualification below UGC.

The distribution of prison inmates' responses from the data collected during the interviewed on weapons-related offences case was tabulated in Table4. From the result (Table4) the highest (52%) percentages of the prison inmates that commit weapon-related offences case were illiterate. Finding from the result in Table4 revealed that 100 % ( *illiterate* = 52%, *PSC* = 33% and *SSC* =15%) of the prison inmates that commit weapons-related offences case had no post SSC.

To determine the relationship between prison inmates level of education on burglary and drug-related offences cases results in Figure 1 and Figure 2 were used to test the **H<sub>01</sub>**. The result of testing the **H<sub>01</sub>** was shown in Table5. From the result in Table5, *Chi-square* = 7.754, *df* = 4, *p*= 0.101, at  $\alpha = 0.05$  level of significance was obtained. Although the result in Figure 1 shows that 98% ( *illiterate* = 39%, *PSC* = 30%, *SSC* = 29%) of the prison inmate that commit burglary case had no post SSC with only 2% having UGC, and Figure 2 revealed that 93% ( *illiterate* = 26%, *PSC* = 41 %, *SSC* = 26%) of the prison inmates that commit drug-related offences case had no post SSC while only 7% ( *UGC* = 5 and *GC* = 2 %). However, these differences in percentages on the level of education of prison inmates on burglary and drug-related offences cases were statistically not significant ( *Chi-square* = 7.754, *p*>0.05) as shown in Table --. Thus the **H<sub>01</sub>** was not rejected. Finding from this revealed that there is no significant relationship between prison inmates level of education on burglary and drug-related offences cases.

The result of testing **H<sub>02</sub>** was shown in Table 6. From the result *Chi-square* = 32.231, *df* = 4, *p*= 0.000, at  $\alpha = 0.05$  level of significance. Although,90% ( *illiterate* = 40%, *PSC*= 10%, and *SSC* = 40 %) of the prison inmates that committed robbery case were either illiterate or had school certificate below post-secondary school. While 100% ( *illiterate* = 52%, *PSC*= 33%% and *SSC* = 15%) of the prison inmates that committed weapon-related offences case were either illiterate or had school certificate below the post-secondary school. But these differences in percentages on the prison inmates level of education on robbery and weapons-related offences cases were statistically significant at *Chi-square* = 32.231, *p* < 0.05 level of significance. Thus the **H<sub>02</sub>** was rejected. Finding from this revealed that there is a significant relationship between prison inmate level of education on robbery and weapons-related offences cases.



To determine the relationship between prison inmates' level of education on rape and drug-related offences cases, the  $H_03$  was tested and the result was tabulated in Table 7. From the result in Table 7  $Chi-square = 9.394$ ,  $df = 4$ ,  $p = 0.52$ , at  $\alpha = 0.05$  level of significance was obtained. Even though, results tabulated in Table 3 on rape and Figure 2 on drug-related offences revealed 98% (illiterate = 45%, PSC = 32%, and SSC = 19%) of the prison inmates that committed rape case, and 93% (illiterate = 26%, PSC = 41%, and SSC = 26%) of the prison inmates that committed drug-related offences case were either illiterate or had school certificate below post-secondary school. However, these differences in percentages on the prison inmates level of education on rape and drug-related offences cases were not statistically significant ( $Chi-square = 9.394$ ,  $p > 0.05$ ). Thus, the  $H_03$  was not rejected. Finding from this revealed that prison inmate's level of education has no significant relationship between rape and drug-related offences cases.

To achieve objective vi from the study, the  $H_04$  was tested and the result was shown in Table 8. From the result (Table 8)  $Chi-square = 59.389$ ,  $df = 4$ ,  $p = 0.000$ , at  $\alpha = 0.05$  level of significance was obtained. Although from the result in Figure 2 shows that 93% (illiterate = 26%, PSC = 41%, and SSC = 26%) of the prison inmates that committed drug-related offences case were either illiterate or had school certificate below the post-secondary school. While the result from Figure 3 shows that 88% (illiterate = 60%, PSC = 0%, and SSC = 28%) of the prison inmates commit murder case. However, these differences in percentages on the prison inmates level of education on drugs-related offences and murder cases were statistically significant ( $Chi-square = 59.389$ ,  $p < 0.05$ ). Thus the  $H_04$  was rejected. Finding from this revealed a significant relationship between prison inmates level of education on drug-related offences and murder cases.

### CONCLUSION

The study discussed by determining the relationship between prison inmate's level of education and crime committed in Bauchi State. 247 prison inmates drawn from four prison centres were I took part in the study. Two main categories of crime (property and violent) were studied in relation to the prison inmate's level of education on the crime committed. Of the 247 sample prison inmates, 95% (illiterate = 42%, PSC = 28%, and SSC = 25%) of the prison inmates were either illiterate or had school certificate below post-secondary school qualification. The higher the level of prison inmates level of education the least the crime being committed was among the findings from the study.

### RECOMMENDATIONS

- Provision of free and compulsory post-secondary school education by the state government for the teeming population of secondary school leavers to minimize the rate of violent crimes such as robbery and weapons-related offences.
- No child left behind in an early and secondary education campaign to be mounted by the State government.
- Entrepreneurial skills training to be extended to primary and secondary school to cater for those who wish to drop at either primary or secondary school level.
- A similar study to be carried out in other states of Nigeria to verify some of the findings from the study.

### References

- Halmasson, R., & Lochner, L. (2012). *The impact of education on crime*. International Evidence CESifo DICE Report. Retrieved May 1st, 2018, from Available at <http://hdi.handle.net/1041a1167078>
- James, E. (2010, February 3). Most offenders have low skills and prison is the place to put that right. The Guardian International Edition News. Retrieved from Available at [www.the-guardian.com](http://www.the-guardian.com)

Lochner, L. (2004). Education, work and crime: A human capital approach. *International Economics Review*, 45, 811-854.

Lochner, L. (2008). *Education and crime* (3rd ed.). International Encyclopedia of Education.

Nigeria, F. R. (2004). *National policy on education*. Yaba, Lagos-Nigeria: Federal Ministry of Information, Educational Research and Development Council.

Ningi, N. P. (2017, August). Ningi prison inmates annual record. Ningi, Bauchi, Nigeria: Ningi prison .

Nodding, N. (2005). What does it mean to educate the whole child? *The issue of Educational Leadership*, 63(1), 8-13.

Research Planning and Legal Services Branch. (2012). *Education and crime: Evidence from prison inmates in Jamaica Reports*. Kingston mall, Kingston-jamaica

Witte, D. A., & Witt, R. (2001). *Crime causation: Economic theories*. Wellesley College and NBER University of Survey.